

1.31 Birds target vocabulary – same or different?

Topic: Animals

Subtopic: Birds

Activity type/skill: Equations

Literacy focus: Vocabulary

Objective

- Process the meaning of target vocabulary.

What you need

- Student worksheet (see next page)

What to do

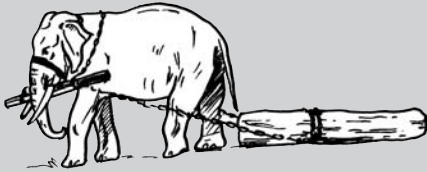
1. Have students work in pairs using one student worksheet.
2. Suggest that one of them reads or describes what is in the box on the left and the other does the same for the box on the right.
3. They have to decide if both sides mean the same. If they think they are the same, they tick the circle. If they think they mean different things, they put a cross in the circle.
4. Encourage discussion – decisions must be justified.

Activity thirty-one


bird bones



three birds inside a cage



a strong animal



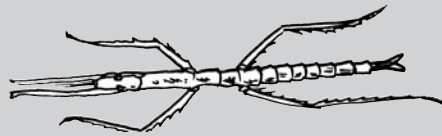
something with a hard shell



heavy metal



This animal has a narrow body.





Cats have sharp claws.

Cats' claws can cut.



This bird can swim, fly and walk.



a dry day



They can sing.



a small animal



This can develop into a frog.

