

1.63 Classifying molluscs

Topic: Animals

Subtopic: Molluscs

Activity type/skill: Flow diagram

Literacy focus: Vocabulary

Objective

- Identify molluscs and their parts using target vocabulary.
- Practise using graphic form.

What you need

- Student worksheet (see next page)

What to do

1. Look at the pictures on the student worksheet and discuss the molluscs with the students.
2. Ask one student to describe one of the molluscs and have the other students try to guess which one they mean.
3. Show the students how to work their way through the flow diagram, working individually or as a group, and have them write in the answers.

Answers:

scallop

oyster

slug

snail

limpet

pāua

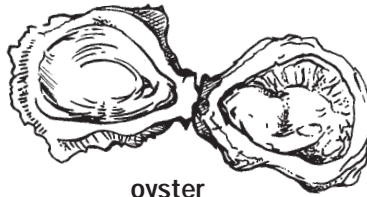
tuatua

mussel

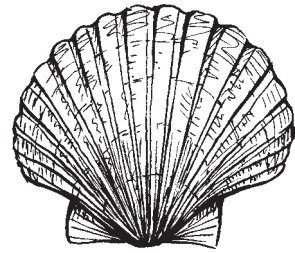
Activity sixty-three



mussel



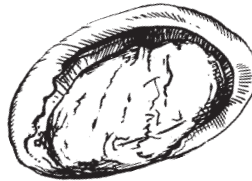
oyster



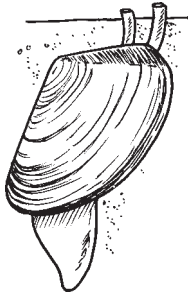
scallop



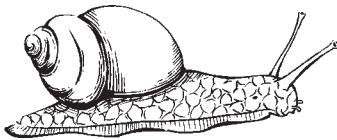
limpet



paua



tuatua



snail



slug

