

2.7 Spelling target vocabulary – 2D shapes

Topic: Shapes

Subtopic: 2D shapes

Activity type/skill: Code cracking

Literacy focus: Vocabulary

Objective

- Spell words accurately.

What you need

- Student worksheet (see next page)

What to do

1. Look at the student worksheet and show students how the symbols in the key represent letters of the alphabet.
2. Show them how to use the key to write letters of the alphabet in the spaces in each sentence.
3. Then show them how to use the rest of each sentence and the picture to work out the remaining letters in the word.

Answers:

- 1 top
- 2 shape
- 3 right
- 4 side
- 5 same
- 6 bottom
- 7 pattern
- 8 between

Extending the activity

- Have students write words in code for others to work out.



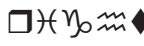
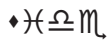




Activity seven

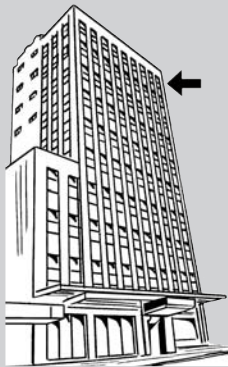
Cracking the code





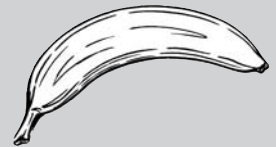

 a b o v e

1 	2 	3 	4 
5 	6 	7 	8 



1 This is the _ _ _ floor of the building.

2 This is the _ _ _ _ _ of a banana.




3 I write with my _ _ _ _ _ hand.

4 The _ _ _ _ _ of the house.

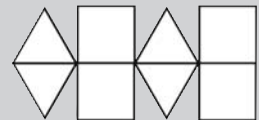


5  These stars are the _ _ _ _ _ shape.

6 The fish is at the _ _ _ _ _ of the sea.



7 This is a _ _ _ _ _ made of triangles and squares.



8 The circle is _ _ _ _ _ the rectangles.

