

### 3.49 Uses of plants

**Topic:** Plants  
**Subtopic:** Habitats  
**Activity type/skill:** Question forms  
**Literacy focus:** Writing  
**Genre:** Questions

#### Objective

- Become familiar with the uses of plants.
- Use the vocabulary associated with plant use.

#### What you need

- Student worksheet (see next page)


#### What to do

1. Look at the student worksheet and study the grid with the students row by row, discussing each picture:
  - 'What have plants been used for in this picture?'
  - 'What plants have been used?'
2. Look at the 'fuels' row. If the students do not offer the idea themselves, introduce the fact that most fuels come from plants. Oil, gas and coal were once growing plants.
3. Look at the 'medicines' row. Plant use for healing is very culture specific so this section has been left blank so students can talk about the plants they know can be used. If they cannot think of anything, suggest things like aloe vera for cuts and burns, honey for burns and so on. (Remind them to ask their parents first before trying any of the suggestions!)
4. Look at the bottom line of blank squares. Ask the group which very important use of a plant has been left out of the grid. (Plants used for food.) Have the students write the word 'food' in the box at the bottom left.
5. Discuss what pictures could be added to the grid. On the board, write the names of what students suggest.
6. Have the students draw appropriate pictures in the empty boxes, using the words on the board as a reminder.
7. Ask each student to tell the group what they have drawn in each box and why. The other students must ask one question each about each of the ideas presented. Take part to show how to ask questions:
  - 'Where does that plant grow, Hai?'
  - 'What part of the plant is used for making cotton, Simi?'
  - 'Do you like to eat olives, Paolo?'
  - 'Describe a papaya for us, Senate.'

# Activity forty-nine

## Uses of plants


shelter




fibres and materials



fuels



medicines



to look beautiful

