

3.27 Labelling plants

Topic: Plants
Subtopic: Life cycles
Activity type/skill: Listening to an following instructions
Literacy focus: Listening
Genre: Information reports

Objective

- Identify the parts of a plant.
- Follow simple instructions.

What you need

- Student worksheet (see next page)
- [Audio track 3.27](#)

What to do

1. Look at the student worksheet and explain that students need to listen to and follow the instructions.
2. Play track 3.27 (Track 9 for this topic). Have students listen to the track individually and follow the instructions, which ask them to label specific plant parts.
3. Mark the work as a group by listening to the track again.

Answers:

seed leaves root	leaf stem root system
bud flower	seed pod seed




Extending the activity

- Go outside and find simple plants. Ask students to identify parts.

Activity twenty-seven



Track 9



seed

bud

shoot

root

flower

leaves

seed leaves

stem

seed pods

root system