

Text Structure and Language Features: Example 1

Text Structure - Procedure
Goal and aim

Equipment

Materials/ingredients

TO BAKE AN APPLE

Equipment

Oven, baking dish, peeler, corer, tablespoon

Ingredients:

1 apple, 1 tablespoon sultanas, 1 tablespoon water,
1 tablespoon brown sugar, small piece margarine.

Language Features

Use of nouns and noun groups to name ingredients/equipment, e.g. oven, baking dish, apple

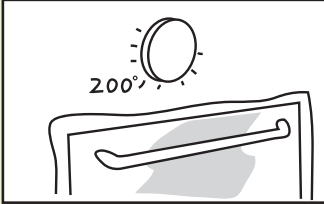
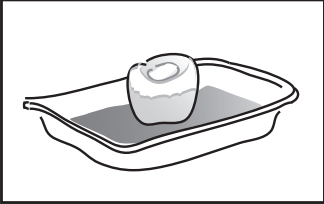








Use of commands, e.g. heat, take out, peel

Use of adverbial phrases, e.g. to 200° C, out of oven

Use of technical language, e.g. 200° Celsius

Use of action verbs, e.g. bake, turn off, take out

Steps to accomplish goal

1. Heat oven to 200°C. 	4. Put apple in baking dish. 	7. Put margarine on top of brown sugar. 	10. Take apple out of oven. 
2. Take out core of apple. 	5. Spoon sultanas into apple. 	8. Pour on water. 	
3. Peel 1 strip of skin from apple. 	6. Sprinkle brown sugar onto sultanas. 	9. Bake apple in oven 40 minutes. 	11. Turn off oven. 